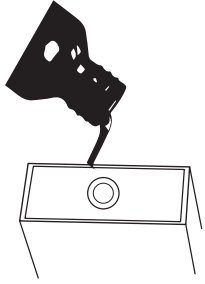


## INSTRUCTIONS FOR LIGHTER AND FLASKS ATOMIZERS

### **TO FILL:**

1. Fill fragrance directly into hole of atomizer casing. Do not overfill.  
(vial cannot be removed from casing)




2. Insert sprayer into casing. Apply firm pressure to make sure that the sprayer snaps into place. You should feel a double click.




### **TO REFILL**

1. Remove sprayer bottom to expose straw.



2. Using needlenose pliers, grip the straw and pull upward with medium force.



3. Replace sprayer bottom on straw and reuse.